

Mandatory Stand-Up Talk

April 6, 2020

Additional CDC guidance

Cloth face coverings recommended in public settings

Throughout the ongoing Coronavirus Disease 2019 (COVID-19) outbreak, the Postal Service has continued to fulfill its critical mission to bind the nation together. Postal Service employees are working hard across the country to ensure we are there for our customers every day, serving as a lifeline for millions of people.

Your safety and wellness are of primary importance to the Postal Service. We continue to follow the strategies and measures recommended by the Centers for Disease Control and Prevention (CDC).

Today, we want to share information on additional recommendations released by CDC regarding use of cloth face coverings.

According to the newly published guidance, CDC now recommends that people wear cloth face coverings in public settings where other social distancing measures are difficult to maintain, because COVID-19 can spread between people interacting in close proximity.

We strongly encourage all employees to follow CDC's recommendation. If you wish to have a face covering, you may request a surgical mask from your supervisor. Employees also may bring their own personal cloth face coverings to work for use while on duty.

Employees should not rely solely on the use of cloth face coverings to prevent the spread of COVID-19. You should also adhere to social distancing guidelines (6 feet) whenever possible while on delivery routes, at retail counters, and within the postal workplace: in plants, on docks, and in lunch and break rooms.

In addition to social distancing, please remember to follow these CDC recommended prevention methods:

- Avoid close contact with people who are sick.
- Avoid touching eyes, nose and mouth with unwashed hands.
- Stay home when you are sick.
- Cover coughs and sneezes with tissue, then throw tissue in trash.
- Clean and disinfect frequently touched objects and surfaces.
- Wash hands often with soap and water for at least 20 seconds.
- Use a 60-percent alcohol-based hand sanitizer.

The Postal Service provides an essential service to our nation. Customers are expressing their gratitude to us in every community we serve.

Taking steps to stay healthy and well means we can continue to be a stable, calming presence across the country.

Thank you for everything you are doing for our customers.

#

Use of Cloth Face Coverings to Help Slow the Spread of COVID-19

How to Wear Cloth Face Coverings

Cloth face coverings should—

- fit snugly but comfortably against the side of the face
- be secured with ties or ear loops
- include multiple layers of fabric
- allow for breathing without restriction
- be able to be laundered and machine dried without damage or change to shape

CDC on Homemade Cloth Face Coverings

CDC recommends wearing cloth face coverings in public settings where other social distancing measures are difficult to maintain (e.g., grocery stores and pharmacies), **especially** in areas of significant community-based transmission.

CDC also advises the use of simple cloth face coverings to slow the spread of the virus and help people who may have the virus and do not know it from transmitting it to others. Cloth face coverings fashioned from household items or made at home from common materials at low cost can be used as an additional, voluntary public health measure.

Cloth face coverings should not be placed on young children under age 2, anyone who has trouble breathing, or is unconscious, incapacitated or otherwise unable to remove the cloth face covering without assistance.

The cloth face coverings recommended are not surgical masks or N-95 respirators. Those are critical supplies that must continue to be reserved for healthcare workers and other medical first responders, as recommended by current CDC guidance.

Should cloth face coverings be washed or otherwise cleaned regularly? How regularly?

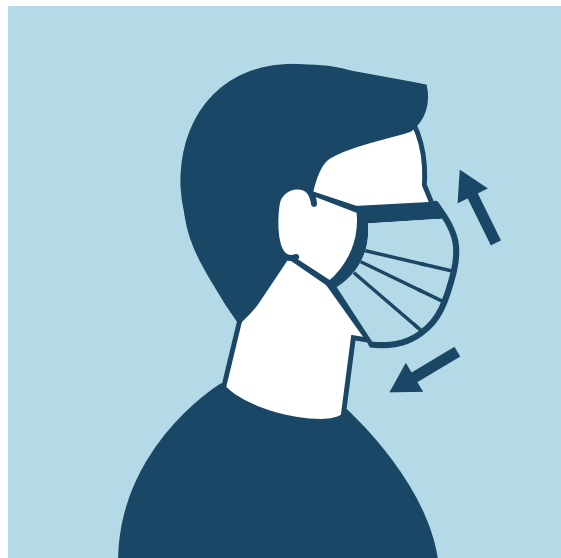
Yes. They should be routinely washed depending on the frequency of use.

How does one safely sterilize/clean a cloth face covering?

A washing machine should suffice in properly washing a cloth face covering.

How does one safely remove a used cloth face covering?

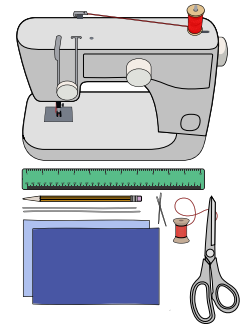
Individuals should be careful not to touch their eyes, nose, and mouth when removing their cloth face covering and wash hands immediately after removing.



Sewn Cloth Face Covering

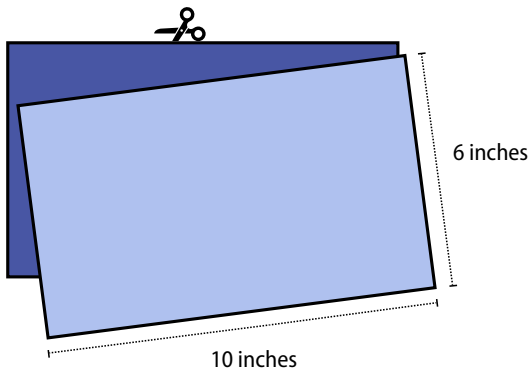
Materials

- Two 10"x6" rectangles of cotton fabric
- Two 6" pieces of elastic (or rubber bands, string, cloth strips, or hair ties)
- Needle and thread (or bobby pin)
- Scissors
- Sewing machine

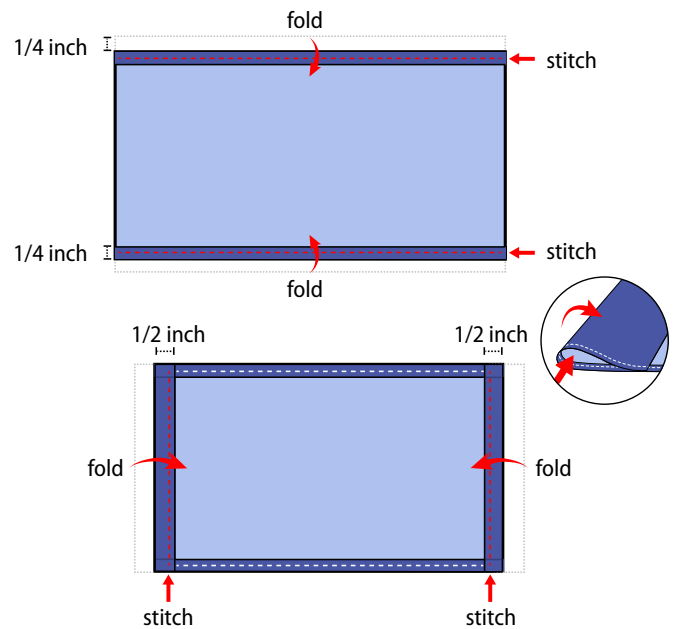


Tutorial

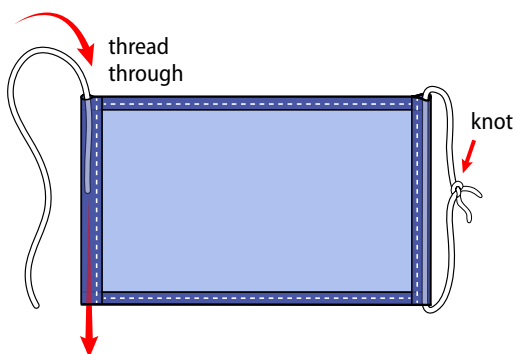
1. Cut out two 10-by-6-inch rectangles of cotton fabric. Use tightly woven cotton, such as quilting fabric or cotton sheets. T-shirt fabric will work in a pinch. Stack the two rectangles; you will sew the cloth face covering as if it was a single piece of fabric.



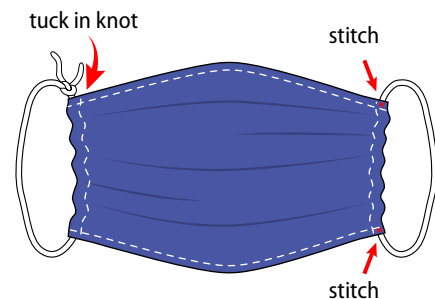
2. Fold over the long sides $\frac{1}{4}$ inch and hem. Then fold the double layer of fabric over $\frac{1}{2}$ inch along the short sides and stitch down.



3. Run a 6-inch length of $\frac{1}{8}$ -inch wide elastic through the wider hem on each side of the cloth face covering. These will be the ear loops. Use a large needle or a bobby pin to thread it through. Tie the ends tight. Don't have elastic? Use hair ties or elastic head bands. If you only have string, you can make the ties longer and tie the cloth face covering behind your head.



4. Gently pull on the elastic so that the knots are tucked inside the hem. Gather the sides of the cloth face covering on the elastic and adjust so the cloth face covering fits your face. Then securely stitch the elastic in place to keep it from slipping.

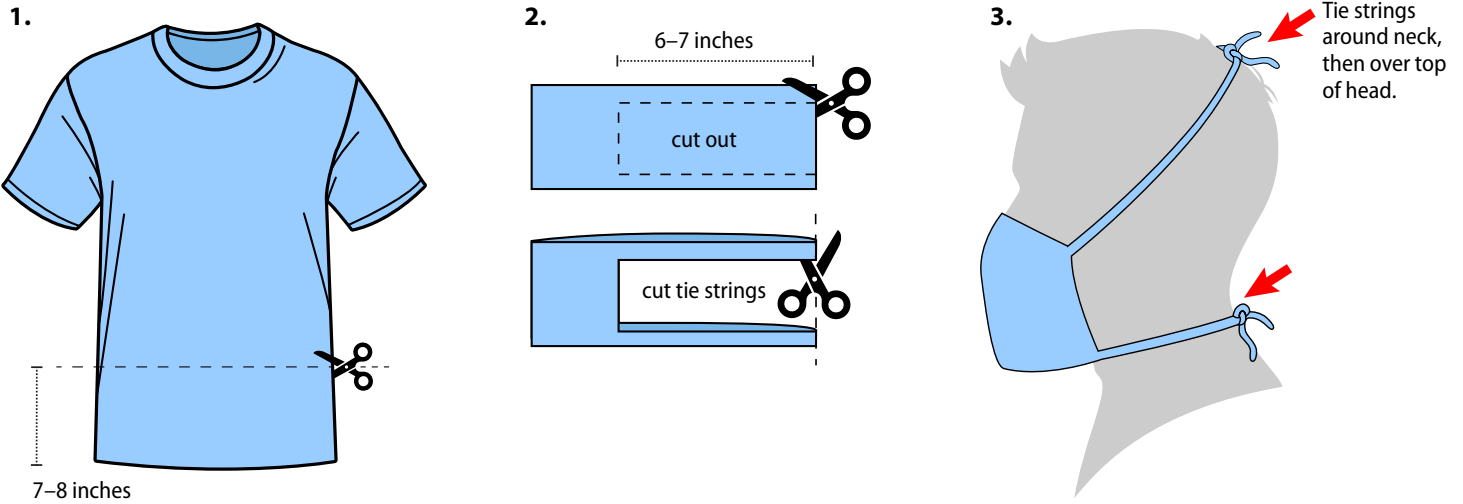


Quick Cut T-shirt Cloth Face Covering (no sew method)

Materials

- T-shirt
- Scissors

Tutorial



Bandana Cloth Face Covering (no sew method)

Materials

- Bandana (or square cotton cloth approximately 20"x20")
- Coffee filter
- Rubber bands (or hair ties)
- Scissors (if you are cutting your own cloth)

Tutorial

